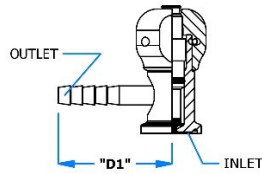
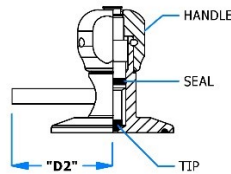


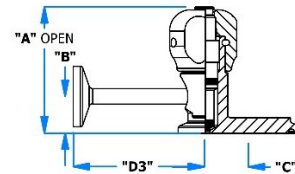
SANITARY ANGLE BLEED VALVES – SOLID HANDLE



INLET – FRAC. TC;
OUTLET – HOSE BARB;



INLET – CONC. TC;
OUTLET – TUBE;



INLET – ECC. TC;
OUTLET – TC;

SANITARY ANGLE BLEED VALVES – SOLID HANDLE (Ø 0.187" INLET BORE SIZE)						
1/4" HB OUTLET	INLET	PART #	"A" DIM	"B" DIM	"C" DIM	"D1" DIM
	0.5" & 0.75"	6BGFA2A*	2.05"	0.63"		1.85"
	1.0" CONC.	6BGLA2A	2.05"	0.61"		1.85"
	1.0" ECC.	6BGLD2A	2.05"	0.61"	0.322"	1.85"
	1.5" CONC.	6BGSA2A	2.05"	0.61"		1.85"
	1.5" ECC.	6BGSD2A	2.05"	0.61"	0.572"	1.85"
	2.0" CONC.	6BGZA2A	2.05"	0.61"		2.25"
	2.0" ECC.	6BGZD2A	2.05"	0.61"	0.822"	1.85"
	2.5" CONC.	6BHJA2A	2.05"	0.61"		2.50"
	2.5" ECC.	6BHJD2A	2.05"	0.61"	1.070"	1.85"
	3.0" CONC.	6BJDA2A	2.05"	0.61"		2.75"
	3.0" ECC.	6BJDD2A	2.05"	0.61"	1.322"	1.85"
4.0" CONC.	6BJTA2A	2.05"	0.61"		3.25"	
4.0" ECC.	6BJTD2A	2.05"	0.61"	1.804"	1.85"	
1/4" TUBE OUTLET	INLET	PART #	"A" DIM	"B" DIM	"C" DIM	"D2" DIM
	0.5" & 0.75"	6BGFB2A	2.05"	0.63"		1.75"
	1.0" CONC.	6BGLB2A	2.05"	0.61"		2.25"
	1.0" ECC.	6BGLE2A	2.05"	0.61"	0.322"	1.93"
	1.5" CONC.	6BGSB2A	2.05"	0.61"		2.25"
	1.5" ECC.	6BGSE2A	2.05"	0.61"	0.572"	1.93"
	2.0" CONC.	6BGZB2A	2.05"	0.61"		2.75"
	2.0" ECC.	6BGZE2A	2.05"	0.61"	0.822"	1.93"
	2.5" CONC.	6BHJB2A	2.05"	0.61"		3.00"
	2.5" ECC.	6BHJE2A	2.05"	0.61"	1.070"	1.93"
	3.0" CONC.	6BJDB2A	2.05"	0.61"		3.25"
	3.0" ECC.	6BJDE2A	2.05"	0.61"	1.322"	1.93"
4.0" CONC.	6BJTB2A	2.05"	0.61"		3.75"	
4.0" ECC.	6BJTE2A	2.05"	0.61"	1.804"	1.93"	
3/8" TUBE OUTLET	INLET	PART #	"A" DIM	"B" DIM	"C" DIM	"D2" DIM
	0.5" & 0.75"	6BGGB2A	2.05"	0.57"		1.75"
	1.0" CONC.	6BGMB2A	2.05"	0.55"		2.25"
	1.0" ECC.	6BGME2A	2.05"	0.55"	0.322"	1.93"
	1.5" CONC.	6BGTB2A	2.05"	0.55"		2.25"
	1.5" ECC.	6BGTE2A	2.05"	0.55"	0.572"	1.93"
	2.0" CONC.	6BHAB2A	2.05"	0.55"		2.75"
	2.0" ECC.	6BHAE2A	2.05"	0.55"	0.822"	1.93"
	2.5" CONC.	6BHKB2A	2.05"	0.55"		3.00"
	2.5" ECC.	6BHKE2A	2.05"	0.55"	1.070"	1.93"
	3.0" CONC.	6BJEB2A	2.05"	0.55"		3.25"
	3.0" ECC.	6BJEE2A	2.05"	0.55"	1.322"	1.93"
4.0" CONC.	6BJUB2A	2.05"	0.55"		3.75"	
4.0" ECC.	6BJUE2A	2.05"	0.55"	1.804"	1.93"	

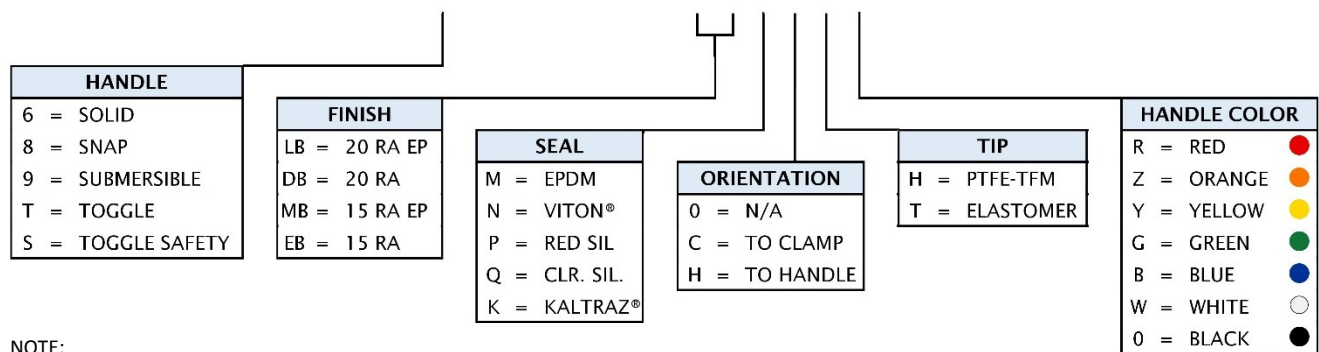
SANITARY ANGLE BLEED VALVES – SOLID HANDLE

SANITARY ANGLE BLEED VALVES – SOLID HANDLE (Ø 0.187" INLET BORE SIZE)						
	INLET	PART #	"A" DIM	"B" DIM	"C" DIM	"D3" DIM
3/8" TC OUTLET	0.5" & 0.75"	6BGGC2A	2.05"	0.57"		1.75"
	1.0" CONC.	6BGM2A	2.05"	0.55"		2.25"
	1.0" ECC.	6BGMF2A	2.05"	0.55"	0.322"	1.93"
	1.5" CONC.	6BGT2A	2.05"	0.55"		2.25"
	1.5" ECC.	6BGT2A	2.05"	0.55"	0.572"	1.93"
	2.0" CONC.	6BHAC2A	2.05"	0.55"		2.75"
	2.0" ECC.	6BHAF2A	2.05"	0.55"	0.822"	1.93"
	2.5" CONC.	6BHC2A	2.05"	0.55"		3.00"
	2.5" ECC.	6BHKF2A	2.05"	0.55"	1.070"	1.93"
	3.0" CONC.	6BJEC2A	2.05"	0.55"		3.25"
	3.0" ECC.	6BJEF2A	2.05"	0.55"	1.322"	1.93"
	4.0" CONC.	6BJUC2A	2.05"	0.55"		3.75"
	4.0" ECC.	6BJUF2A	2.05"	0.55"	1.804"	1.93"

SANITARY ANGLE BLEED VALVES – SOLID HANDLE CONFIGURATION

EXAMPLE: PART# **6BGFA2A*** – 1/4" HB OUTLET X 0.5" TC INLET ANGLE BLEED VALVE

6 B G F A 2 A - - - - -



SANITARY ANGLE BLEED VALVES – SOLID HANDLE – SPARES

BLEED VALVE SPARE SEALS FOR STEM CAN BE ORDERED IN TWO PACKAGING TYPES DEPENDING ON INVENTORY REQUIREMENTS TO SUIT CUSTOMER NEEDS.

SEALS FOR STEM						
SEAL MATERIAL			PART #			
			SET	KIT		
TEFLON® TIP	TEFLON® TIP	— EPDM O-RING	6B0003M	— SET	6B0003M	— KIT
	TEFLON® TIP	— VITON® O-RING	6B0003N	— SET	6B0003N	— KIT
	TEFLON® TIP	— RED SIL. O-RING	6B0003P	— SET	6B0003P	— KIT
	TEFLON® TIP	— CLR. SIL. O-RING	6B0003Q	— SET	6B0003Q	— KIT
	TEFLON® TIP	— KALTRAZ® O-RING	6B0003K	— SET	6B0003K	— KIT
ELASTOMER TIP	EPDM TIP	— EPDM O-RING	6B000ZM	— SET	6B000ZM	— KIT
	VITON® TIP	— VITON® O-RING	6B000ZN	— SET	6B000ZN	— KIT
	RED SIL. TIP	— RED SIL. O-RING	6B000ZP	— SET	6B000ZP	— KIT
	CLR SIL. TIP	— CLR. SIL. O-RING	6B000ZQ	— SET	6B000ZQ	— KIT
	KALTRAZ® TIP	— KALTRAZ® O-RING	6B000ZK	— SET	6B000ZK	— KIT

NOTES:

- 1 SET CONTAINS = (1) TIP, (1) O-RING, (1) DOWEL PIN
- 1 KIT CONTAINS = (5) TIPS, (5) O-RINGS, (5) DOWEL PINS

STEM		
TIP	FINISH	
	20 RA	15 RA/EP
TEFLON® TIP	6B000BADB	6B000BAMB
ELASTOMER TIP	6B000TADB	6B000TAMB

NOTES:

- ELASTOMER IS USED AS A REFERENCE FOR MATERIALS LIKE EPDM, VITON®, RED SILICONE, CLEAR SILICONE AND KALTRAZ®

HANDLE	
HANDLE COLOR	PART #
RED	6B000DS — R
ORANGE	6B000DS — Z
YELLOW	6B000DS — Y
GREEN	6B000DS — G
BLUE	6B000DS — B
WHITE	6B000DS — W
BLACK	6B000DG — 0

LOCK SCREWS	
PART#	6B000HA

NOTES:

- 1 UNIT = (3) LOCK SCREWS + (1) ALLEN WRENCH

O-RING LUBE	
PART#	6Z0009

NOTES:

- PLEASE REFER TO FLT O-RING LUBE DATA SHEET FOR SPECIFICATION